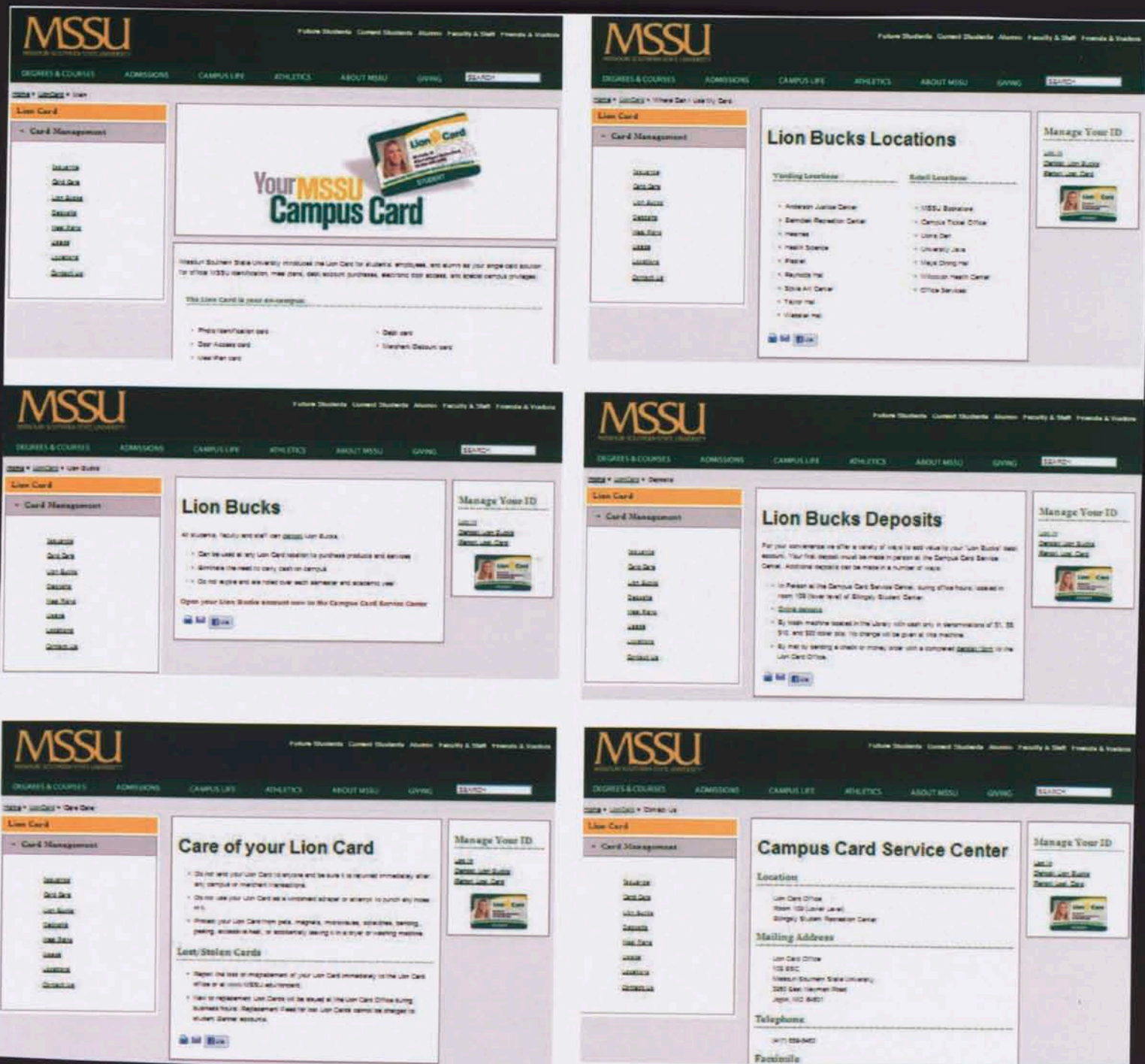
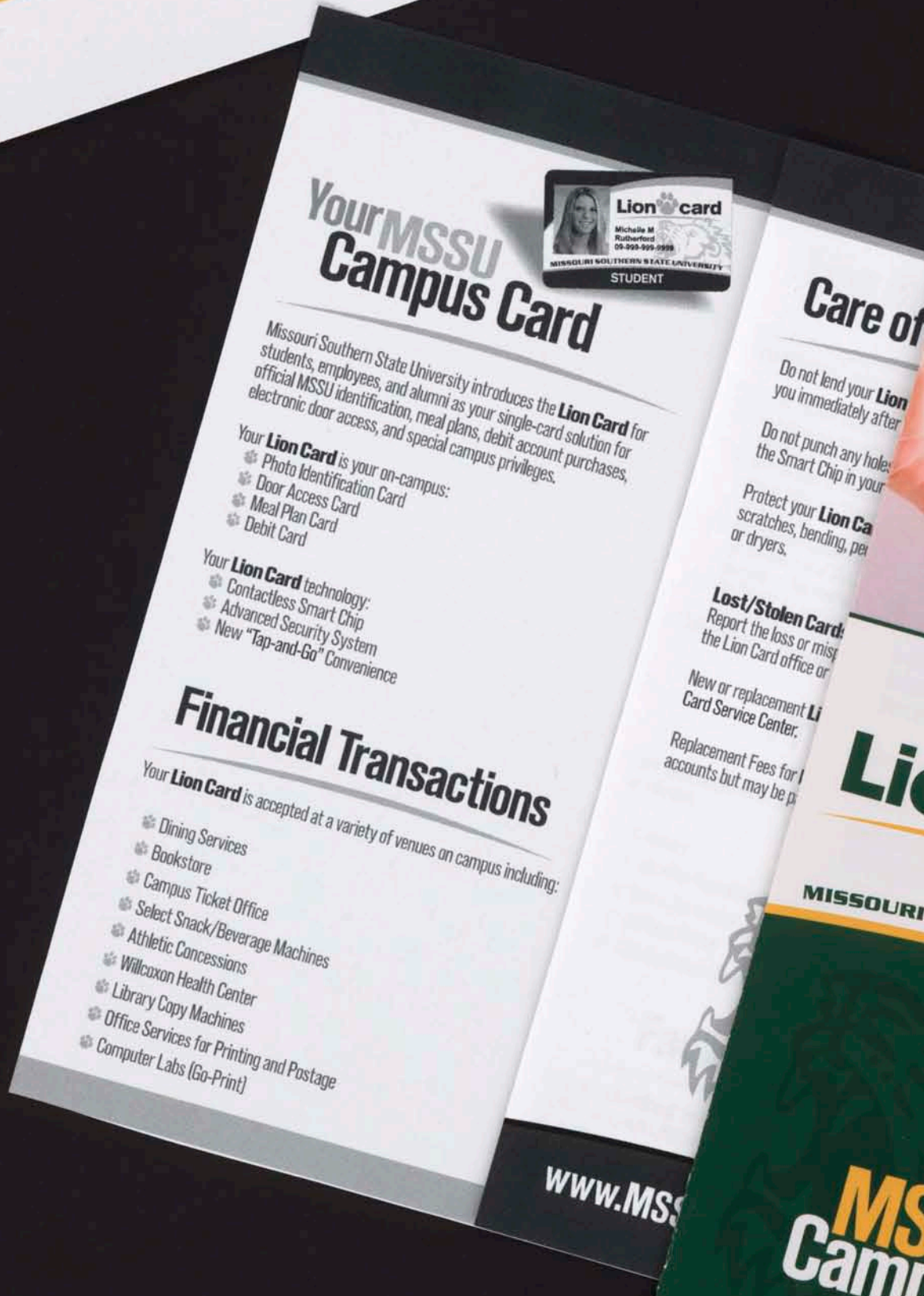


Missouri Southern State University



Design "C"
(without clip slot)

Version2-08/26/09



Salem State University



NEW TO CLIPPERCARD!

NOW ACCEPTING CLIPPERCARD



DON'T FORGET YOU CAN USE YOUR CARD FOR PURCHASES ON CAMPUS


Chartwells Locations Accepting Dining Dollars and ClipperCash
 North Campus Dining Commons (first floor)
 North Campus Food Court (second floor)
 North Campus Faculty Dining Area (third floor)
 Central Campus Food Court (Building One)
 Central Campus Marsh Hall Dining Commons (all you can eat)
 Central Campus Outtakes C-Store (Marsh Hall)
 O'Keefe Center Caf e
 South Campus Caf e (Harrington Building)

Locations Accepting ClipperCash
 Bookstore
 Campus Center Events
 Campus Police
 ClipperCard Replacement Fee \$25
 Counseling and Health Services
 Registrar's Office (transcript fee)
 Copy Center and Print Stations
 Dunkin Donuts in Meier Hall
 Laundry Machines
 Vending Machines (both snack and beverage)



CLIPPERCARD

Contact the ClipperCard office for more information at 978.542.2273 or clippercard@salemstate.edu



CLIPPERCARD

CLIPPERCARD

MERCHANT APPLICATION

CLIPPERCARD

REFUND FORM



Please Print Neatly

ClipperCard Office
 352 Lafayette Street
 2nd Floor Dining Commons North Campus
 Salem, MA 01970
 978.542.CARD (2273)
 clippercard@salemstate.edu

CLIPPERCARD

ClipperCard holder Rights & Responsibilities

1. Your ClipperCard is your official identification card and the property of Salem State University. It should be carried with you at all times while you are on campus.
2. Your ClipperCard is not to be loaned or transferred to any other person(s). It is subject to confiscation if found in the possession of another person.

CLIPPERCARD

DEPOSIT TO CLIPPERCARD "ClipperCash" ACCOUNT

Student/Cardholder Name: _____ Student ID#: _____

CLIPPERCARD

PLEASE COMPLETE THIS FORM AND HAVE A PHOTO ID READY



MORE THAN JUST YOUR UNIVERSITY ID CARD

CLIPPERCARD



Parent Information
UNIVERSITY ID CARD

CLIPPERCARD



CLIPPERCARD



THE BEE CARD

coming Oct. 17, 2011

www.ubalt.edu/bee-card

How does the Bee Card work?

The Bee Card serves as your official University of Baltimore ID and can also be used:

- for parking access (beginning Oct. 31, 2011)
- as your library card
- for Recreation Center access
- for shuttle service
- as Campus Cash at:
 - the Barnes & Noble at the University of Baltimore
 - the UB Market and Cafe
 - the Publishing Center
 - the Office of the Bursar
 - the Recreation Center.

For the most current list of all UB locations that currently accept the Bee Card, visit www.ubalt.edu/bee-card.

Where can I get my new card?

Stop by the Office of Campus Card Operations in the Academic Center, Room 105, during normal business hours to pick up your Bee Card. Remember to bring a valid, government-issued photo ID with you.

How do I add Campus Cash to my card?

Visit www.ubalt.edu/bee-card and follow the "Campus Cash" link. Simply log in, enter your card information and use the "Add Value" link to add funds to your Campus Cash account.

What if I lose my Bee Card?

You can report a lost card or suspend your card account through the "Lost/Replacement Cards" link at www.ubalt.edu/bee-card. If you need a new card, just stop by the Office of Campus Card Operations during normal business hours; please note that there is a fee for replacement cards.

What if I have questions?

Office of Campus Card Operations
Academic Center, Room 105
t: 410.837.4BEE (4233)
e: bee-card@ubalt.edu
w: www.ubalt.edu/bee-card

office hours: Monday-Friday 9 a.m.-5 p.m.

The Office of Campus Card Operations will offer extended hours at the beginning of each semester and at other peak times during the year.



WHAT'S ALL THE BUZZ ABOUT?

The Bee Card is your all-access pass to everything at UB. Use it:

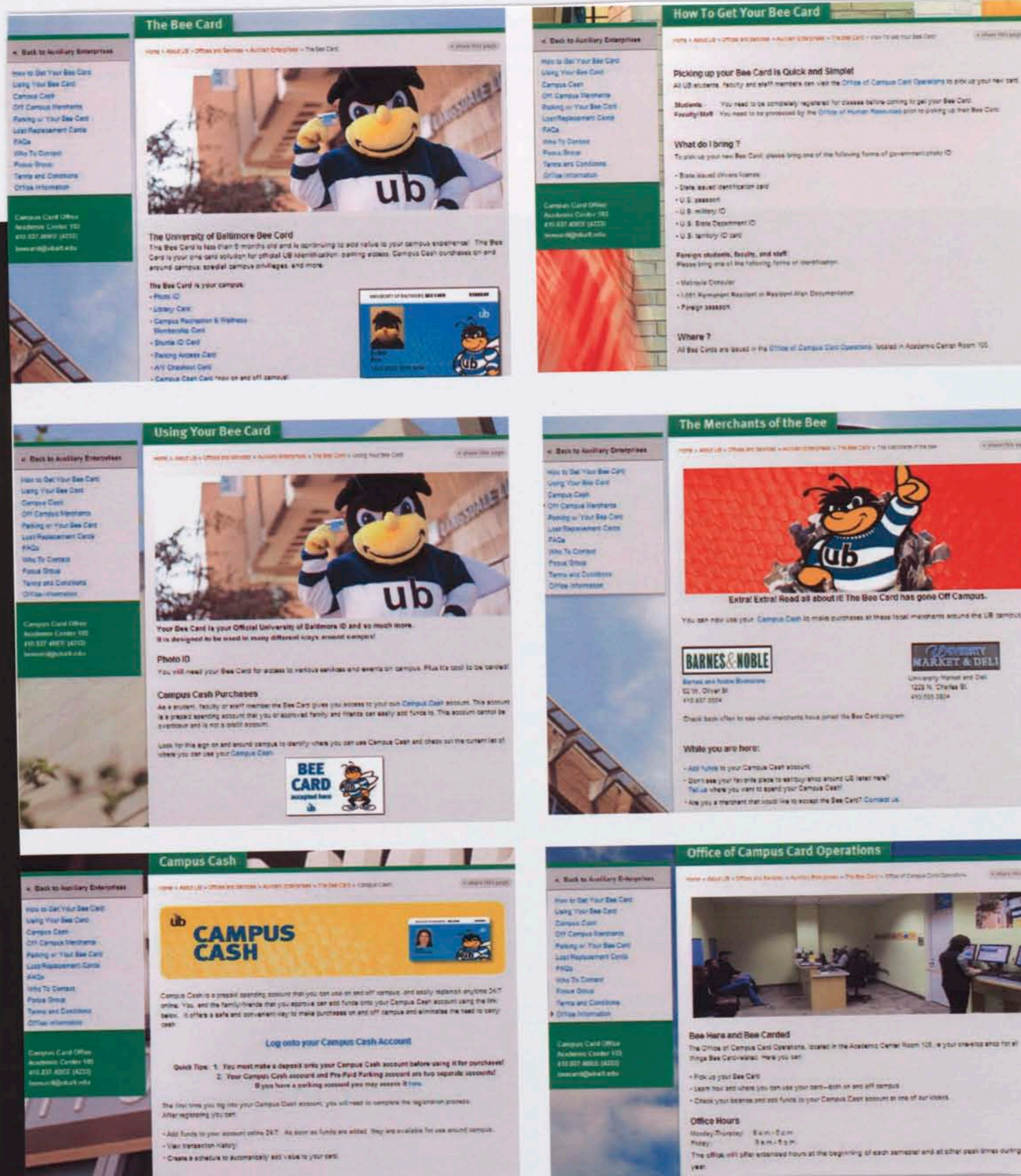
- for parking access* (beginning Oct. 31)
- as your library card
- as your campus ID
- for Recreation Center access
- for shuttle service
- as Campus Cash for:
 - the Barnes & Noble at the University of Baltimore
 - the UB Market and Cafe
 - the Publishing Center
 - the Office of the Bursar.

The Bee Card lands at UB Oct. 17 and will be available to all students, faculty and staff. Pick up your card in the Academic Center, Room 105; remember to bring a valid, government-issued ID with you.

*Reminder: If you park on campus, don't toss your current parking pass just yet! The Bee Card won't be activated for UB parking areas until Oct. 31; until then, please continue to use your existing pass.

More information:
410.837.4BEE (4233)
bee-card@ubalt.edu
www.ubalt.edu/bee-card

WHAT'S ALL THE BUZZ ABOUT?



What is the Bee Card?

The Bee Card is your all-access pass to everything at UB. It's a convenient and safe way to make purchases and to use a variety of services on and around UB's campus. Use your card for everything from shopping at the Barnes & Noble at the University of Baltimore to checking out library books to accessing the Recreation Center—and much more.



Office of Campus Card Operations
Academic Center, Room 105
t: 410.837.4BEE (4233)
e: bee-card@ubalt.edu
w: www.ubalt.edu/bee-card



WHAT'S ALL THE BUZZ ABOUT?

